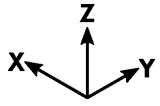


MODULE SZZ6 240 U103

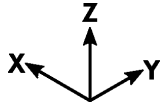
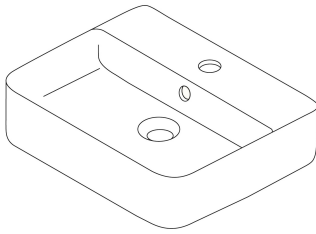


U103

X₁ 460mm

Y₁ 390mm

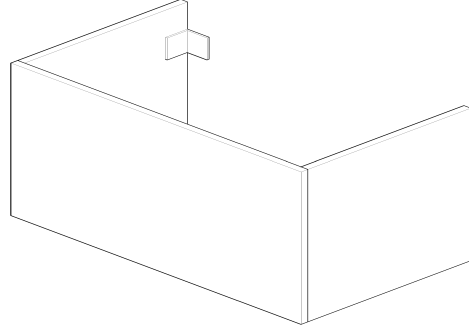
Z₁ 125mm



X 2400 mm

Y 500 mm

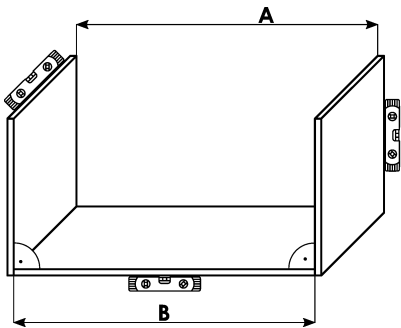
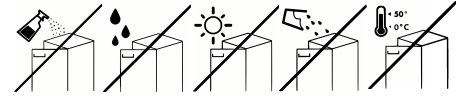
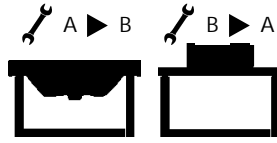
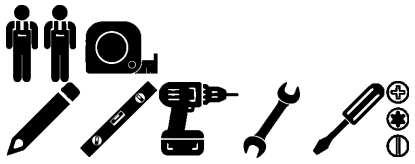
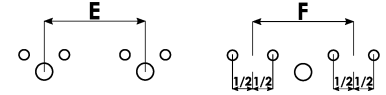
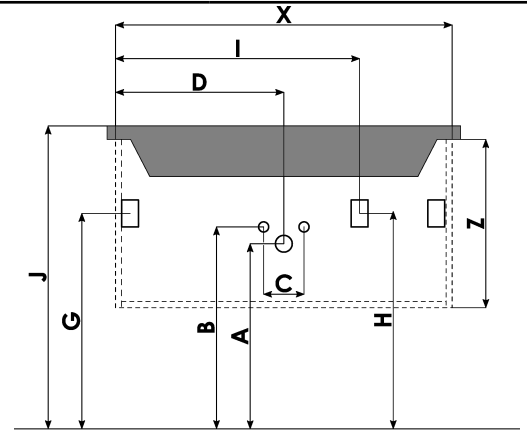
Z 418 mm



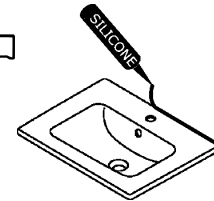

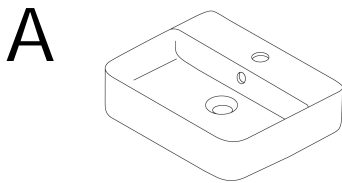
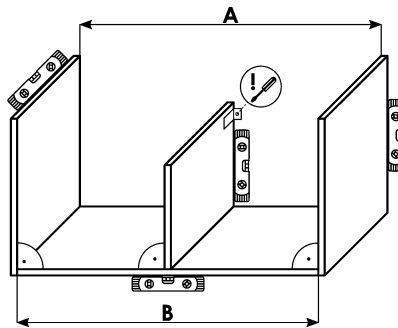
A



- A 560 mm
- B 600 mm
- C 80-100 mm
- D 402 mm
- E 798 mm
- F ... mm
- G 656 mm
- H 656 mm
- I 752/849/1550/
1647/2348 mm
- J 860 mm
- M mm
- N mm



! A=B



B

